

the
sanitaryware
company

Doc M Solutions



The Sanitaryware Company has been born out of 40-years market-leading washroom knowledge and expertise. In terms of compliance, durability and design we are confident our products will meet and exceed your requirements. As well as working with a finite selection of reputable business partners we also bring to you our in-house brand SanCeram.

SanCeram has been developed utilising our extensive knowledge and understanding of the washroom industry. We have sought and handpicked manufacturers who share the SanCeram ethos of offering our customers high quality sanitaryware to suit all sectors and budgets. Our range has been extended so we can now bring you the quality, design and value of our SanCeram range to your universal access washroom through our Doc M solutions.



Why Choose SanCeram?

Cost Effective

Cost saving of up to 40%

25 Year Warranty

Our ceramics come with a 25 year warranty

Approved and Certified

SanCeram contains HBN, DDA, WRAS approved and LABC certified products

Contemporary Styling

Inspired, modern designs without compromising on quality

Specification Support

We are on hand to offer support through our free of charge NBS writing service

Technical Support

Dedicated technical team to offer support and advice throughout the project, even after installation

Delivery When You Need It

Regional distribution hubs allow for delivery within 48 hours or collection within 24 hours*

SanCeram
Contemporary commercial washrooms

**subject to confirmation at point of order.*

What is a Doc M Pack

Document M (Doc M) of the building regulations provides guidance on providing access to and the use of buildings for disabled people. It helps ensure that washroom facilities are available for all regardless of the nature of the building.

In conjunction with the Equality Act (updated 2010) which requires that every business providing goods or services to the public must take reasonable steps to ensure disabled people are not at a disadvantage compared to non-disabled people when accessing all aspects of their premises, in short it gives 'access for all'.

You will also find requirements for visual impaired users which state that a 30 point LRV difference should be allowed for between the critical surfaces, in the washroom environment, typically between the walls, floor, grab rails and sanitaryware fittings.

BS 8300-2 2018 must also be considered and gives guidance on the size, layout and fittings required in washroom facilities provided for disabled users.



Key features of a Doc M Pack

The primary characteristics of a modern washroom suitable for disabled use are shown in the example to the left. Fit for purpose is essential and sanitaryware items must be easy to operate, tailored to a specific need and correctly positioned.

1. **Grab rails available in a range of styles and colours**
2. **Hinged support arm suitable for loads up to 120kg**
3. **Spatula style lever flush for ease of use**
4. **Dual flush cistern supplied with 4.5ltr effective flush volume**
5. **Solid stainless steel seat fixing bar for extra security**
6. **WC seats available in a range of colours**
7. **Sequential basin mixer for ease of use - TMV3 approved controlled tap to prevent scolding**
8. **Tap position to be closest to the WC**
9. **Basin without overflow to prevent bacteria build up**
10. **Basin supplied with strainer waste to allow washing under running water**
11. **WC pan designed with required extended projection and raised height to meet regulations without the need for spacer boxes**
12. **Rimless flush design to WC pans for the ultimate in hygiene**
13. **WC available as close coupled, back to wall or wall hung**


SanCeram Doc M Solutions

We can now bring you the quality, design and value of our SanCeram range to your universal access washroom. We have a diverse range of Doc M packs from the Essentials range right through to our Sensor packs to ensure that all your requirements are met.

- ◇ Arrives boxed with everything included to be Doc M compliant ✓
- ◇ 48-hour nationwide delivery ✓
- ◇ WRAS approved and tested components ✓
- ◇ TMV3 approved components ✓
- ◇ LABC approved ✓
- ◇ 25-year warranty on WCs and basin ceramics ✓
- ◇ Available in left and right handed ✓
- ◇ Various colours and styles available ✓
- ◇ Truly rimless, hygienic WC pan ✓



Our taps are supplied TMV3 approved to ensure the correct water temperature and prevent scalding.



Grab Rails are available in a selection of colours to ensure that the DDA guidance of a 30 point LRV value difference between surfaces can be adhered to.



Sensor flushes meet the strictest hygiene requirements and when used alongside our sensor taps offer users complete peace of mind for touch free control.



All our WC's offer a rimless flush design to ensure ultimate hygiene, with the added bonus of saving water by only using the required amount for each flush.



Please note: The handing of a Doc M pack is determined by the basin position when looking as if stood facing the WC.





SCDMEB: Essentials Doc M Pack - Blue

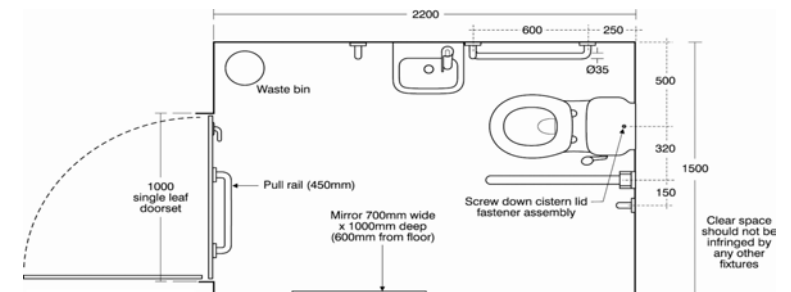
Our SanCeram Essentials Doc M range is ideal for when you need the essential items and nothing more. Arriving boxed, you can rest assured that compliance and durability will all be matched for your wheelchair accessible washroom.

Features

- Close coupled WC Doc M compliant universal pack
- Steel powder-coated grab rails available in Blue, White or Dark Grey
- Toilet seat with adjustable buffers
- Two tap hole basin for flexibility of handing

Pack contains:

- Close Coupled WC Pan and Cistern Assembly
- Spatula Cistern Lever
- Seat*
- Grail Rail Set*
- Two Tap Hole Basin and Fittings
- Tap Hole Cover
- Waste
- Plastic Bottle Trap
- Sequential Basin Mixer Tap
- TMV3 Valve - to complete the Doc M set up available separately



Order code	Description
SCDMEW	SanCeram Essentials Doc M pack - White
SCDMEB	SanCeram Essentials Doc M pack - Blue
SCDMEG	SanCeram Essentials Doc M pack - Dark Grey

**Colour / style dependant on your pack choice.*



SCDMCCRG: SanCeram Close Coupled WC Doc M Pack, Right Handed - Dark Grey

Our SanCeram Close Coupled WC Doc M range is perfect for commercial accessible washrooms. Including everything you need to ensure it is fit for purpose, with the added bonus of tailoring colours to your decor to ensure that LRV requirements are met.

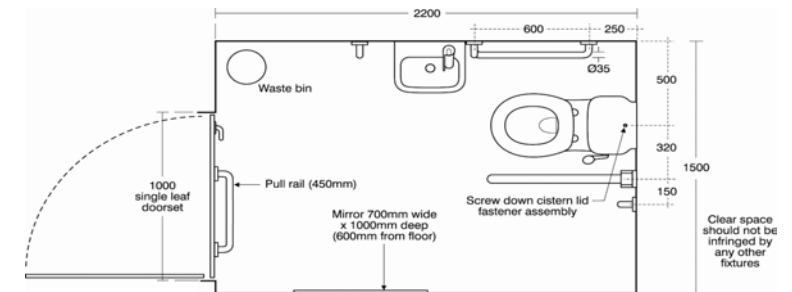
Features

- Close Coupled WC Doc M compliant pack available in left and right handing
- Grab Rails available in Powder Coated Steel, White, Blue and Dark Grey
- Co-ordinating Toilet Seat offered in White, Blue and Dark Grey
- Rimless WC ideal for water saving and increased hygiene

Pack contains:

- Close Coupled 750 Projection WC Pan
- Close Coupled Cistern and Internals
- Seat*
- Grail Rail Set*
- Wall Hung 380 Single Tap Hole Basin*
- TMV3 Sequential Tap
- Waste

Order code	Description
SCDMCCLW	SanCeram Close Coupled WC Doc M pack, left handed - White
SCDMCCRW	SanCeram Close Coupled WC Doc M pack, right handed - White
SCDMCCLB	SanCeram Close Coupled WC Doc M pack, left handed - Blue
SCDMCCRB	SanCeram Close Coupled WC Doc M pack, right handed - Blue
SCDMCCLG	SanCeram Close Coupled WC Doc M pack, left handed - Dark Grey
SCDMCCRG	SanCeram Close Coupled WC Doc M pack, right handed - Dark Grey
SCDMCCLSS	SanCeram Close Coupled WC Doc M pack, left handed - Stainless Steel
SCDMCCRSS	SanCeram Close Coupled WC Doc M pack, right handed - Stainless Steel



**Colour / style dependant on your pack choice. A White seat is supplied with Stainless Steel pack.*



SCDMBTWLW - SanCeram Back To Wall WC Doc M Pack, Left Handed - White

SanCeram

Our SanCeram Back To Wall WC Doc M range offers a modern twist on the traditional accessible washroom. With multiple colour options for the grab rails, back rest and seat your washroom can be truly customised whilst still being compliant.

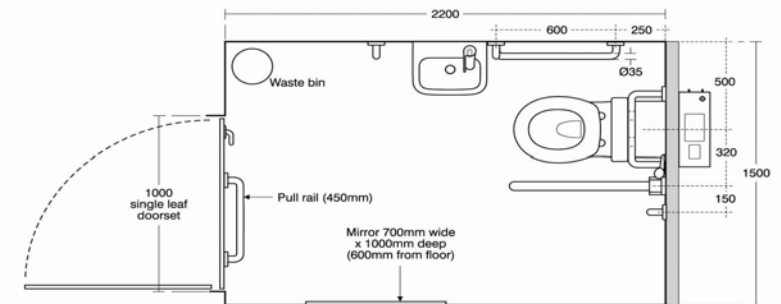
Features

- Back to Wall WC Doc M compliant pack available in left and right handing
- Grab rails available in Chrome, Stainless Steel, White, Blue and Dark Grey
- Co-ordinating Back Rest to the Grabrails, offered in Metal, White, Blue and Dark Grey
- Rimless WC ideal for water saving and increased hygiene

Pack contains:

- 750 Projection Back To Wall WC Pan
- Dimple Lever Concealed Cistern
- Seat*
- WC Back Rest*
- Grail Rail Set*
- Wall Hung 380 Basin*
- TMV3 Sequential Tap
- Waste
- Plastic bottle trap

Order code	Description
SCDMBTWLW	SanCeram Back To Wall WC Doc M pack left handed - White
SCDMBTWRW	SanCeram Back To Wall WC Doc M pack right handed - White
SCDMBTWLW	SanCeram Back To Wall WC Doc M pack left handed - Blue
SCDMBTWRB	SanCeram Back To Wall WC Doc M pack right handed - Blue
SCDMBTWLG	SanCeram Back To Wall WC Doc M pack left handed - Dark Grey
SCDMBTWRG	SanCeram back To Wall WC Doc M pack right handed - Dark Grey
SCDMBTWLSS	SanCeram Back To Wall WC Doc M pack left handed - Stainless Steel
SCDMBTWRSS	SanCeram Back To Wall WC Doc M pack right handed - Stainless Steel
SCDMBTWLC	SanCeram Back To Wall WC Doc M pack left handed - Chrome
SCDMBTWRC	SanCeram back to wall WC Doc M pack right handed - Chrome



**Colour / style dependant on your pack choice. A White seat is supplied with Stainless Steel and Chrome pack.*



SCDMWHRSS : SanCeram Wall Hung WC Doc M Pack, Right Handed - Stainless Steel

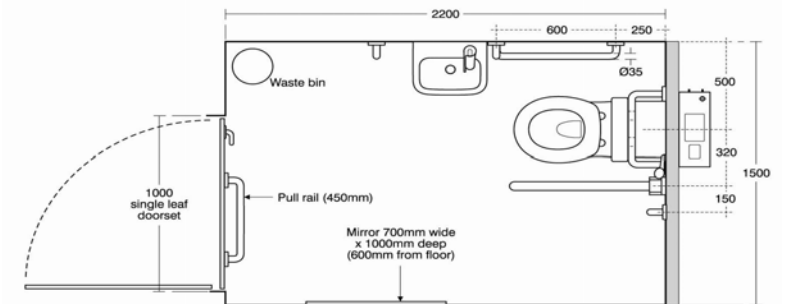
Our SanCeram Wall Hung WC Doc M range offers you a choice of Stainless Steel and Chrome grab rails. Alongside a Chrome back rest you will have a modern accessible washroom that ticks all the boxes for both accessibility and aesthetics.

Features

- Wall Hung WC Doc M compliant pack available in left and right handing
- Grab Rails available in Chrome and Stainless Steel
- Co-ordinating Back Rest offered in Chrome
- Aesthetically pleasing Metal Bottle Trap
- Rimless WC ideal for water saving and increased hygiene

Pack contains:

- 750 Projection Wall Hung WC Pan
- Wall Hung WC Brackets - Pair
- Oyster Dual Flush Push Plate & Concealed Cistern
- Seat in White
- WC Back Rest in Chrome
- Grail Rail Set*
- Wall Hung 380 Basin*
- TMV3 Sequential Tap
- Waste
- Metal Bottle Trap



Order code	Description
SCDMWHLSS	SanCeram wall hung WC Doc M pack left handed - Stainless Steel
SCDMWHRSS	SanCeram wall hung WC Doc M pack right handed - Stainless Steel
SCDMWHLC	SanCeram wall hung WC Doc M pack left handed - Chrome
SCDMWHRC	SanCeram wall hung WC Doc M pack right handed - Chrome

*Colour / style dependant on your pack choice.



SCDMWHLSC: SanCeram Sensor Wall Hung WC Doc M Pack, Left Handed - Chrome

SanCeram

Our SanCeram Sensor Doc M range is ideal for the more luxurious accessible washroom. With sensor taps and sensor flushes, as well as multiple choices for the WC and grab rails, there are plenty of options for this distinctive Doc M solution.

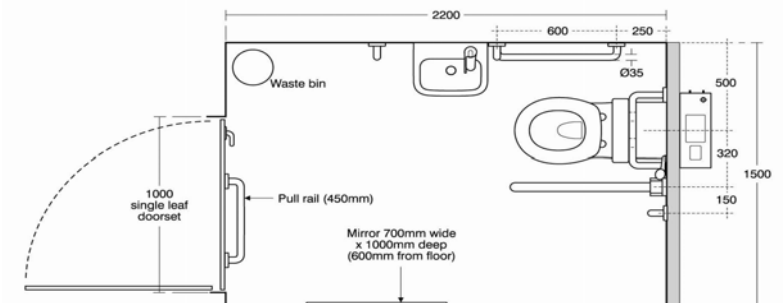
Features

- Sensor Doc M compliant pack available in left and right handing
- Sensor Tap and Sensor Flush offer ultimate hygiene control
- Grab Rails available in Chrome and Stainless Steel
- Co-ordinating Back Rest offered in Chrome
- Back To Wall and Wall Hung WC options
- Sensor taps reduce water consumption

Pack contains:

- Wall Hung or Back To Wall WC Pan*
- Sensor Flush with Concealed Cistern
- Seat in White
- WC Back Rest in Chrome
- Grail Rail Set*
- Wall Hung 380 Basin*
- SanCeram Sensor Tap
- 15mm TMV3 Valve
- Waste
- Metal Bottle Trap

Order code	Description
SCDMBTWLSSS	SanCeram Sensor back to wall WC Doc M pack, left handed - Stainless Steel
SCDMBTWRSSS	SanCeram Sensor back to wall WC Doc M pack, right handed - Stainless Steel
SCDMBTWLSC	SanCeram Sensor back to wall WC Doc M pack, left handed - Chrome
SCDMBTWRSC	SanCeram Sensor back to wall WC Doc M pack, right handed - Chrome
SCDMWHLSSS	SanCeram Sensor wall hung wc Doc M pack, left handed - Stainless Steel
SCDMWHRSSS	SanCeram Sensor wall hung wc Doc M pack, right handed - Stainless Steel
SCDMWHLSC	SanCeram Sensor wall hung wc Doc M pack, left handed - Chrome
SCDMWHRSC	SanCeram Sensor wall hung wc Doc M pack, right handed - Chrome



*Colour / style dependant on your pack choice.



SCDMSHCWH: SanCeram Doc M Concealed Shower Pack - White

Our SanCeram Shower Doc M Pack offers the complete Shower Doc M solution. Ideal for public shower areas, including leisure environments and places of work, you can rest assured that your facilities will be fully compliant.

Features

- Doc M compliant (concealed valve version)
- Concealed or exposed shower valve options
- TMV3 shower valve to help prevent scolding
- Available with White, Blue, Grey or Stainless Steel rails

Pack contains:

- Grabrails* (1 x 450, 2 x 600 & 2 x drop down)
- TMV3 shower valve
- Shower head on hose & rail
- Fixed shower head
- Lever operated diverter valve
- 1200 x 1200 shower curtain & rail
- Folding seat & back rest (650mm min projection)
- Clothes hook

Order code	Description
SCDMSHCWH	SanCeram Doc M Concealed Shower Pack - White
SCDMSHCBL	SanCeram Doc M Concealed Shower Pack - Blue
SCDMSHCGR	SanCeram Doc M Concealed Shower Pack - Grey
SCDMSHCSS	SanCeram Doc M Concealed Shower Pack - Stainless Steel
SCDMSHEWH	SanCeram Doc M Exposed Shower Pack - White
SCDMSHEBL	SanCeram Doc M Exposed Shower Pack - Blue
SCDMSHEGR	SanCeram Doc M Exposed Shower Pack - Grey

**Colour / style dependant on your pack choice.*



Our SanCeram Accessible Shower Ensuite Pack has been designed to provide you with everything you need for your residential, hotel and care home shower facility. With Chrome grabrails and a modern shower seat, our Accessible Shower Pack will complement even the most luxurious washroom.

Features

- Dual outlet shower kit with easy to operate handles
- Thermostatic shower valve (TMV2) to help prevent scolding
- Contemporary Chrome grab rails
- Modern easy removable shower seat

Pack contains:

- Grab Rails (1 x 450, 2 x 600 & 2 x drop down)
- TMV2 shower valve
- Dual outlet shower kit
- Removable shower seat
- 1200 x 1200 shower curtain & rail

Order code	Description
SCESSH101	SanCeram Ensuite Shower Pack

Hand Dryers



Stainless Steel warm air dryer

No touch, Stainless Steel hand dryer, ideal for areas that require increased hygiene.

Stock code: 0302019



White Aluminium warm air dryer

No touch, automatic operation in high quality diecast Aluminium, finished in white enamel.

Stock code: 0302005

Toilet Roll Holders



Lockable multiflat toilet tissue dispenser

Lockable multiflat toilet tissue dispenser manufactured from ABS and Stainless Steel.

Stock code: 0302517



Plastic lockable toilet tissue dispenser

Plastic lockable multiflat toilet tissue dispenser with blue translucent viewing window.

Stock code: 0302539

Paper Towel Dispensers



Stainless Steel lockable paper towel dispenser

Wall-mounted, brushed Stainless Steel paper towel dispenser, with visual display window.

Stock code: 0302526



Plastic lockable paper towel dispenser

Plastic lockable paper towel dispenser with blue translucent capacity viewing window.

Stock code: 0302537

Coat Hooks



Stainless Steel cost hook

Contemporary, robust Stainless Steel, 65mm cost hook with concealed fixings.

Stock code: CH65SWC



Plastic coat hook

Plastic coat hook, in dark grey. Includes fixings for a variety of wall / panel types.

Stock code: 0300137

Soap Dispensers



Lockable push action soap dispenser

Lockable push action soap dispenser with clear viewing window in ABS and Stainless Steel.

Stock code: 0302513



Plastic push action liquid soap dispenser

Plastic push action liquid soap dispenser with blue translucent viewing window.

Stock code: 0302540

Door Signs



Wheelchair Accessible WC pictogram door sign

Stainless Steel, wheelchair accessible WC door sign. Self adhesive fixing.

Stock code: 0302506



Unisex WC pictogram door sign

Stainless Steel, unisex WC door sign. Self adhesive fixing.

Stock code: 0302505

Waste Bins



Touch free soap dispenser

Touch free soap dispenser for wall mounting. Made from Stainless Steel with satin finish.

Stock code: RODX625



Stainless Steel 50ltr waste bin

Stainless Steel 50ltr floor standing waste bin without lid.

Stock code: 0302529

TMV3 Valve



TMV3 15mm Valve

SanCeram TMV3 15mm temperature blending valve. Compatible with Essentials Doc M Pack.

Stock code: SCBW113

Power Kits



Single station mains powered kit

Mains power single station kit for use with SanCeram Sensor Tap SCBW119.

Stock code: AT00002

Individual Items

WC's

Order code	Description
CHWC106	Chartham back to wall 750mm projection WC pan
CHWC107	Chartham close coupled 750mm projection WC pan with cistern
CHWC126	Chartham wall hung 750mm projection WC pan

WC Seats

Order code	Description
CHWC112	Seat only - White
CHWC113	Seat only - Blue
CHWC114	Seat only - Dark Blue
CHWC127	Seat only - White (for use with wall hung WC only)

Cisterns

Order code	Description
CIST102	Dimple lever concealed cistern
CIST107	Oyster flush plate and concealed cistern

Brackets

Order code	Description
TSWC117	Wall hung WC brackets - supplied as a pair

Wash Basins

Order code	Description
CHWB101	Wall hung 380 left hand tap hole basin
CHWB102	Wall hung 380 right hand tap hole basin

Taps

Order code	Description
SCBW119	SanCeram sensor tap
SCBW120	TMV3 sequential tap

TMV3 Valves

Order code	Description
SCBW113	15mm TMV3 valve

Traps and Wastes

Order code	Description
A10R	Plastic bottle trap
TSWC114	Modern metal bottle trap
TSWC102	1 1/4" strainer waste, unslotted


Back Rests

Order code	Description
DM0167CR	Chrome back rest
GRBR101	WC back rest - White
GRBR102	WC back rest - Blue
GRBR103	WC back rest - Dark Grey

Grab Rails

Order code	Description
GRAB101	450mm powder coated grab rail - White
GRAB102	600mm powder coated grab rail - White
GRAB103	Hinged powder coated grab rail - White
GRAB104	450mm powder coated grab rail - Blue
GRAB105	600mm powder coated grab rail - Blue
GRAB106	Hinged powder coated grab rail - Blue
GRAB110	450mm powder coated grab rail - Dark Grey
GRAB111	600mm powder coated grab rail - Dark Grey
GRAB112	Hinged powder coated grab rail - Dark Grey
GRAB113	450mm grabrail - Stainless Steel
GRAB114	600mm grabrail - Stainless Steel
GRAB115	Hinged grabrail - Stainless Steel
GRAB122	480mm grabrail - Chrome
GRAB123	620mm grabrail - Chrome
GRAB124	Hinged grabrail - Chrome

Grabrail colour	RAL colour reference	LRV value
White	RAL 9016	LRV 87
Blue	RAL 5011	LRV 6
Dark Grey	RAL 7016	LRV 8



Our range of Doc M solutions can be purchased online, or if you have a larger project and require a bespoke specification you can liaise directly with our internal team.

Tel: 01474 338300
sales@theswc.co.uk
www.theswc.co.uk

the
sanitaryware
company